

Village of Hines Creek Council Request for Decision (RFD)

Meeting:	Regular Council Meeting
Meeting Date:	April 13, 2021
Originated By:	Leanne Walmsley, Chief Administrative Officer
Title:	Reports- R.C.M.P-Fairview Provincial Detachment Crime Statistics January to February 2017-2021
File:	0801

BACKGROUND/PROPOSAL:

Attached are the following items for Council's review

1. Fairview Provincial Detachment Crime Statistics January to February 2017-2021
2. Fairview Provincial Detachment Crime Statistics February 2017-2021
3. R.C.M.P Provincial Policing Report
4. R.C.M.P letter from Detachment Commander Sergeant Greg Beach

DISCUSSION/OPTIONS/BENEFITS/DISADVANTAGES

COSTS/SOURCE OF FUNDING (if applicable)

RECOMMENDED ACTION:

That Council receives the R.C.M.P – Fairview Provincial Detachment Crime Statistics Report as information.

Initials show support- Reviewed by:	Manager:	C.A.O. <i>Lu</i>
-------------------------------------	----------	------------------



Fairview Provincial Detachment Crime Statistics (Actual) January to February: 2017 - 2021

All categories contain "Attempted" and/or "Completed"

March 3, 2021

CATEGORY	Trend	2017	2018	2019	2020	2021	% Change 2017 - 2021	% Change 2020 - 2021	Avg File +/- per Year
Homicides & Offences Related to Death		0	0	0	0	0	N/A	N/A	0.0
Robbery		0	0	0	2	2	N/A	0%	0.6
Sexual Assaults		1	2	3	1	1	0%	0%	-0.1
Other Sexual Offences		0	1	0	0	0	N/A	N/A	-0.1
Assault		11	9	4	6	17	55%	183%	0.9
Kidnapping/Hostage/Abduction		0	0	0	0	1	N/A	N/A	0.2
Extortion		0	0	0	0	1	N/A	N/A	0.2
Criminal Harassment		3	1	5	2	7	133%	250%	0.9
Uttering Threats		2	6	3	9	10	400%	11%	1.9
TOTAL PERSONS		17	19	15	20	39	129%	95%	4.5
Break & Enter		11	7	8	13	13	18%	0%	1.0
Theft of Motor Vehicle		3	6	8	6	6	100%	0%	0.6
Theft Over \$5,000		5	1	2	0	2	-60%	N/A	-0.7
Theft Under \$5,000		25	14	27	8	12	-52%	50%	-3.2
Possn Stn Goods		4	3	4	2	1	-75%	-50%	-0.7
Fraud		8	2	12	7	12	50%	71%	1.3
Arson		0	1	1	1	2	N/A	100%	0.4
Mischief - Damage To Property		0	0	0	13	9	N/A	-31%	3.1
Mischief - Other		14	8	15	6	12	-14%	100%	-0.6
TOTAL PROPERTY		70	42	77	56	69	-1%	23%	1.2
Offensive Weapons		0	0	1	3	0	N/A	-100%	0.3
Disturbing the peace		5	4	2	0	2	-60%	N/A	-1.0
Fail to Comply & Breaches		5	7	8	10	12	140%	20%	1.7
OTHER CRIMINAL CODE		3	3	4	3	5	67%	67%	0.4
TOTAL OTHER CRIMINAL CODE		13	14	15	16	19	46%	19%	1.4
TOTAL CRIMINAL CODE		100	75	107	92	127	27%	38%	7.1

RCMP-GRC



ROYAL CANADIAN MOUNTED POLICE • GENDARMERIE ROYALE DU CANADA
Fairview Provincial Detachment

Crime Statistics (Actual) January to February: 2017 - 2021

All categories contain "Attempted" and/or "Completed"

March 3, 2021

CATEGORY	Trend	2017	2018	2019	2020	2021	% Change 2017 - 2021	% Change 2020 - 2021	Avg File +/- per Year
Drug Enforcement - Production		0	0	0	0	0	N/A	N/A	0.0
Drug Enforcement - Possession		3	4	0	3	1	-67%	-67%	-0.5
Drug Enforcement - Trafficking		2	0	0	3	0	-100%	-100%	-0.1
Drug Enforcement - Other		0	0	0	0	0	N/A	N/A	0.0
Total Drugs		5	4	0	6	1	-80%	-83%	-0.6
Cannabis Enforcement		0	0	0	0	0	N/A	N/A	0.0
Federal - General		0	0	0	0	1	N/A	N/A	0.2
TOTAL FEDERAL		5	4	0	6	2	-60%	-67%	-0.4
Liquor Act		2	1	0	0	2	0%	N/A	-0.1
Cannabis Act		0	0	0	2	0	N/A	-100%	0.2
Mental Health Act		6	6	9	6	19	217%	217%	2.6
Other Provincial Stats		25	14	9	11	18	-28%	64%	-1.7
Total Provincial Stats		33	21	18	19	39	18%	105%	1.0
Municipal By-laws Traffic		1	0	2	1	0	-100%	-100%	-0.1
Municipal By-laws		1	1	0	2	0	-100%	-100%	-0.1
Total Municipal		2	1	2	3	0	-100%	-100%	-0.2
Fatals		0	0	0	0	1	N/A	N/A	0.2
Injury MVC		3	2	0	1	4	33%	300%	0.1
Property Damage MVC (Reportable)		31	34	34	38	32	3%	-16%	0.6
Property Damage MVC (Non Reportable)		7	5	5	9	2	-71%	-78%	-0.6
TOTAL MVC		41	41	39	48	39	-5%	-19%	0.3
Roadside Suspension - Alcohol (Prov)		0	0	0	0	0	N/A	N/A	0.0
Roadside Suspension - Drugs (Prov)		0	0	0	0	0	N/A	N/A	0.0
Total Provincial Traffic		66	126	144	200	126	91%	-37%	19.4
Other Traffic		0	0	2	2	0	N/A	-100%	0.2
Criminal Code Traffic		12	3	4	5	2	-83%	-60%	-1.8
Common Police Activities									
False Alarms		21	13	13	9	2	-90%	-78%	-4.2
False/Abandoned 911 Call and 911 Act		6	5	13	13	9	50%	-31%	1.4
Suspicious Person/Vehicle/Property		20	10	15	21	16	-20%	-24%	0.3
Persons Reported Missing		2	2	2	2	3	50%	50%	0.2
Search Warrants		0	0	0	0	0	N/A	N/A	0.0
Spousal Abuse - Survey Code (Reported)		18	14	5	5	10	-44%	100%	-2.5
Form 10 (MHA) (Reported)		0	0	0	0	2	N/A	N/A	0.4



Fairview Provincial Detachment Crime Statistics (Actual) February: 2017 - 2021

All categories contain "Attempted" and/or "Completed"

March 3, 2021

CATEGORY	Trend	2017	2018	2019	2020	2021	% Change 2017 - 2021	% Change 2020 - 2021	Avg File +/- per Year
Homicides & Offences Related to Death		0	0	0	0	0	N/A	N/A	0.0
Robbery		0	0	0	0	2	N/A	N/A	0.4
Sexual Assaults		0	1	1	1	1	N/A	0%	0.2
Other Sexual Offences		0	1	0	0	0	N/A	N/A	-0.1
Assault		7	4	3	4	5	-29%	25%	-0.4
Kidnapping/Hostage/Abduction		0	0	0	0	1	N/A	N/A	0.2
Extortion		0	0	0	0	1	N/A	N/A	0.2
Criminal Harassment		2	0	0	1	6	200%	500%	0.9
Uttering Threats		1	5	0	1	6	500%	500%	0.6
TOTAL PERSONS		10	11	4	7	22	120%	214%	2.0
Break & Enter		8	3	4	8	7	-13%	-13%	0.3
Theft of Motor Vehicle		1	1	3	2	5	400%	150%	0.9
Theft Over \$5,000		3	0	1	0	0	-100%	N/A	-0.6
Theft Under \$5,000		10	10	10	5	5	-50%	0%	-1.5
Possn Stn Goods		1	2	1	0	1	0%	N/A	-0.2
Fraud		4	1	7	5	3	-25%	-40%	0.2
Arson		0	0	1	1	2	N/A	100%	0.5
Mischief - Damage To Property		0	0	0	5	4	N/A	-20%	1.3
Mischief - Other		3	4	3	1	4	33%	300%	-0.1
TOTAL PROPERTY		30	21	30	27	31	3%	15%	0.8
Offensive Weapons		0	0	0	3	0	N/A	-100%	0.3
Disturbing the peace		1	0	2	0	1	0%	N/A	0.0
Fail to Comply & Breaches		0	4	3	2	5	N/A	150%	0.8
OTHER CRIMINAL CODE		1	1	1	2	3	200%	50%	0.5
TOTAL OTHER CRIMINAL CODE		2	5	6	7	9	350%	29%	1.6
TOTAL CRIMINAL CODE		42	37	40	41	62	48%	51%	4.4

RCMP-GRC



ROYAL CANADIAN MOUNTED POLICE • GENDARMERIE ROYALE DU CANADA
Fairview Provincial Detachment

Crime Statistics (Actual)

February: 2017 - 2021

All categories contain "Attempted" and/or "Completed"

March 3, 2021

CATEGORY	Trend	2017	2018	2019	2020	2021	% Change 2017 - 2021	% Change 2020 - 2021	Avg File +/- per Year
Drug Enforcement - Production		0	0	0	0	0	N/A	N/A	0.0
Drug Enforcement - Possession		1	2	0	1	1	0%	0%	-0.1
Drug Enforcement - Trafficking		1	0	0	1	0	-100%	-100%	-0.1
Drug Enforcement - Other		0	0	0	0	0	N/A	N/A	0.0
Total Drugs		2	2	0	2	1	-50%	-50%	-0.2
Cannabis Enforcement		0	0	0	0	0	N/A	N/A	0.0
Federal - General		0	0	0	0	1	N/A	N/A	0.2
TOTAL FEDERAL		2	2	0	2	2	0%	0%	0.0
Liquor Act		1	0	0	0	0	-100%	N/A	-0.2
Cannabis Act		0	0	0	0	0	N/A	N/A	0.0
Mental Health Act		4	2	3	5	8	100%	60%	1.1
Other Provincial Stats		16	5	6	7	6	-63%	-14%	-1.8
Total Provincial Stats		21	7	9	12	14	-33%	17%	-0.9
Municipal By-laws Traffic		0	0	2	1	0	N/A	-100%	0.1
Municipal By-laws		1	0	0	0	0	-100%	N/A	-0.2
Total Municipal		1	0	2	1	0	-100%	-100%	-0.1
Fatals		0	0	0	0	1	N/A	N/A	0.2
Injury MVC		2	2	0	0	3	50%	N/A	0.0
Property Damage MVC (Reportable)		6	15	15	13	13	117%	0%	1.2
Property Damage MVC (Non Reportable)		3	3	3	3	2	-33%	-33%	-0.2
TOTAL MVC		11	20	18	16	19	73%	19%	1.2
Roadside Suspension - Alcohol (Prov)		0	0	0	0	0	N/A	N/A	0.0
Roadside Suspension - Drugs (Prov)		0	0	0	0	0	N/A	N/A	0.0
Total Provincial Traffic		24	51	62	118	42	75%	-64%	10.3
Other Traffic		0	0	0	1	0	N/A	-100%	0.1
Criminal Code Traffic		3	2	1	3	1	-67%	-67%	-0.3
Common Police Activities									
False Alarms		11	6	4	3	2	-82%	-33%	-2.1
False/Abandoned 911 Call and 911 Act		4	2	7	5	6	50%	20%	0.7
Suspicious Person/Vehicle/Property		12	3	6	7	6	-50%	-14%	-0.8
Persons Reported Missing		1	1	0	2	2	100%	0%	0.3
Search Warrants		0	0	0	0	0	N/A	N/A	0.0
Spousal Abuse - Survey Code (Reported)		14	12	3	1	6	-57%	500%	-2.7
Form 10 (MHA) (Reported)		0	0	0	0	0	N/A	N/A	0.0

RCMP-GRC



Canadian Provincial Department

ROYAL CANADIAN MOUNTED POLICE • GENDARMERIE ROYALE DU CANADA

January to February, 2017 - 2021

All categories contain "Attempted" and/or "Completed"

March 3, 2021


Category	Trend	2017	2018	2019	2020	2021	FLAG
Theft Motor Vehicle (Total)		3	6	8	6	6	Within Norm
Auto		0	0	2	1	0	Within Norm
Truck		1	2	1	4	2	Within Norm
SUV		0	0	2	0	2	Issue
Van		0	0	0	1	1	Issue
Motorcycle		1	1	0	0	0	Within Norm
Other		1	2	2	0	0	Within Norm
Take Auto without Consent		0	1	1	0	1	Within Norm
Break and Enter (Total)*		11	7	8	13	13	Issue
Business		3	5	3	4	7	Issue
Residence		7	2	4	6	4	Within Norm
Cottage or Seasonal Residence		0	0	0	0	1	Issue
Other		1	0	0	0	1	Issue
Theft Over & Under \$5,000 (Total)		30	15	29	8	14	Within Norm
Theft from a motor vehicle		3	6	8	0	4	Within Norm
Shoplifting		1	0	0	1	1	Within Norm
Mail Theft (includes all Mail offences)		3	0	2	0	0	Within Norm
Theft of bicycle		1	0	0	0	0	Within Norm
Other Theft		25	9	19	7	9	Within Norm

Mischief To Property		14	8	15	19	21	Issue
Suspicious Person/ Vehicle/ Property		20	10	15	21	16	Within Norm
Fail to Comply/Breach		5	7	8	10	12	Issue
Wellbeing Check		2	6	1	2	5	Within Norm
Mental Health Act		6	6	9	6	19	Issue
False Alarms		21	13	13	9	2	Within Norm

Traffic	Trend	2017	2018	2019	2020	2021	FLAG
Roadside Suspensions - alcohol related - No grounds to charge*		0	0	0	0	0	Within Norm
Occupant Restraint/Seatbelt Violations*		6	4	5	9	3	Within Norm
Speeding Violations*		6	55	60	106	56	Within Norm
Intersection Related Violations*		4	11	6	12	1	Within Norm
Other Non-Moving Violation*		8	22	36	40	35	Within Norm
Pursuits**		0	0	0	0	1	Issue
Other CC Traffic**		0	0	0	0	0	Within Norm

*"Actual" **"Reported"

Categories flagged with "Issue" only indicate that the current number of offences are higher the statistical norm based on previous years.



RCMP Provincial Policing Report

Detachment	Fairview Provincial
Detachment Commander	Sgt. Greg Beach
Quarter	
Date of Report	2021-04-01

Provincial Police Service Composition¹

Staffing Category	Established Positions	Working	Soft Vacancies ²	Hard Vacancies ³
Police Officers	8	8	0	0
Detachment Support	2	2	0	0

Comments

Total Police Officers (8) are made up of 6 Cst's and 1 Cpl. and 1 Sgt. We have one Cst. transferring in mid April, 2021. WAD Management team had provide a cadet to be trained and ready to take the place of the transferring member.

This will bring Fairview RCMP to 5 working Cst's and fully staffed.


Quarterly Financial Drivers

On average, expenditures within PPSA detachment areas are lower this fiscal year. Reductions have been realized primarily within unit operating costs, including travel, fuel. Surplus funds have allowed for the reallocation of funds to deferred information technology and operational equipment requirements. We also are concluding a detachment renovation and were able to make positive changes within the detachment that was not in the scope of the renovation.

¹ Data extracted on March 12th, 2021 and is subject to change over time.

² Soft Vacancies are positions that are filled but vacant due to maternity/paternity leave, medical leave, etc. and are still included in the overall FTE count.

³ Hard Vacancies are full FTE positions that are vacant and need to be filled.



Crime Statistics⁴

The following table provides policing statistics on actual offences within the periods listed. Please see Appendix for additional information and a five-year comparison.


Category	January – February			January – December		
	2020	2021	% Change Year-over-Year	2019	2020	% Change Year-over-Year
Total Criminal Code	92	127	27%	107	92	-9%
<i>Persons Crime</i>	20	39	129%	15	20	8%
<i>Property Crime</i>	56	69	-1%	305	273	-9%
<i>Other Criminal Code</i>	16	19	46%	15	16	1%
Traffic Offences						
<i>Criminal Code Traffic</i>	5	2	-60%	4	5	-83%
<i>Provincial Code Traffic</i>	200	126	-37%	144	200	91%
<i>Other Traffic</i>	2	0	-100%	2	2	n/a
CDSA Offences	6	1	-80%	0	6	600%
Other Federal Acts	6	2	-80%	0	6	600%
Other Provincial Acts	11	18	64%	9	11	14%
Municipal By-Laws	3	0	-300%	2	3	38%
Motor Vehicle Collisions	48	39	-19%	39	48	9%

Trends/Points of Interest

We have seen an increase in Person's Crimes as a result of COVID19 restrictions and all the pressure that has been put on the family unit with paying bills and staying employed. Increased breach charges as a result of checking on offenders on court orders in our detachment area.

The Fairview RCMP has partnered with Crossroads Women's Shelter and made application to the Family Violence Initiative Fund to obtain funding. The funding will be used to provide assistance to the person who has been charged with Domestic Violence offenses, with understanding the root cause of his/her violent behavior. This has proven to be successful in another local community with lowering the numbers of domestic related offenses.

⁴ Data extracted from a live database (PROS) and is subject to change over time.



Community Priorities

Priority 1

Increase community trust with the RCMP - Continue to communicate effectively with all levels of local government and community partnerships



Current Status & Results

Detachment personnel continue to foster good community relations. Community consultations have been concluded or are scheduled to be completed. Virtual Town Hall meeting was conducted and was available to all communities to participate. Identifying community priorities are in progress. New priorities which have been identified by these Town Hall meetings and Council meetings will be implemented for Fairview RCMP's next fiscal year.

Priority 2

Crime Reduction - Prevent and Reduce Property Crime

Current Status & Results

Crime reduction efforts have been successful so far this year. Investigators have obtained and successfully executed 4 Search Warrants. Investigators have written and obtain 12 other forms of Judicial Authorization.

Clearance rate for Fairview RCMP Criminal Code Investigations is at 39%.

Priority 3


Traffic Safety

Current Status & Results

During this past year Bill C21 came into effect and was being utilized at the detachment level to deal with impaired drivers. The bill strengthened and enhanced the Provincial Impaired Sanctions Program.

Members continue to enforce traffic safety laws. This number is down as a result of restrictions due to COVID19 that reduced the amount of proactive traffic stops members had been conducting.





Community Consultations

Date	Attendee(s)	Notes
2021-03-23	MD of Fairview	APP Community Consultation
2021-03-23	Village of Hines Creek	APP Community Consultation
2021-04-07	County of Clear Hills	APP Community Consultation
2021-04-13	Town of Fairview	APP Community Consultation
2021-02-25	Virtual Facebook Live Town Hall	APP Community Consultation



April 2nd, 2021

Sergeant Greg Beach
NCO i/c Detachment Commander
Fairview RCMP

Good day,

Please find attached the quarterly Community Policing Report for the Fairview RCMP, that covers the January 1 to March 31st, 2021 reporting period. Starting this year, quarterly updates on community-identified policing priorities will be shared through this new policing report to all communities served by the Alberta RCMP.

Our first priority is the safety and security of Albertans, in addition to providing accountable, effective and transparent policing to your community. This reporting, along with community insights and guidance that you readily provide, will further help us optimize our services to address the priorities that are important to you.

The attached report serves to provide a quarterly snapshot of the human resources, financial data and crime statistics for the Fairview RCMP. Further analysis on local trends and updates on resourcing and financial forecasting is included. Community priorities and consultations that inform these quarterly updates are also documented in this report.

We recognize that having a voice in policing priorities is a top concern for communities. As part of maintaining engagement with the Albertans we serve, this new quarterly policing report is a tool for us to report our progress on community-identified priorities. This report also reinforces our commitment to communicate the work we do to enhance public safety in your community.

As the Chief of Police for your community, please feel free to contact me if you have any questions or concerns regarding this report.

Sgt. Greg Beach
NCO i/c Detachment Commander
Fairview RCMP

